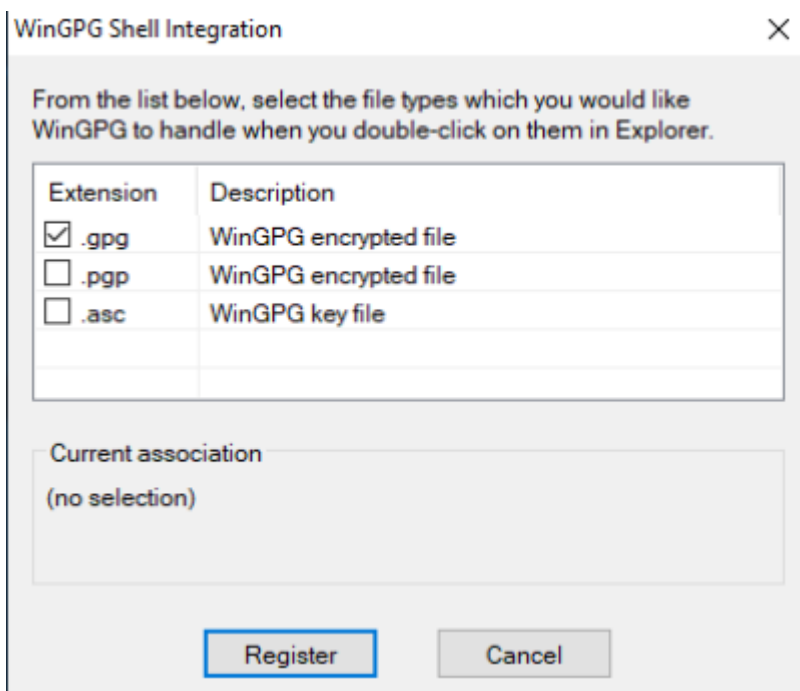


# Details file

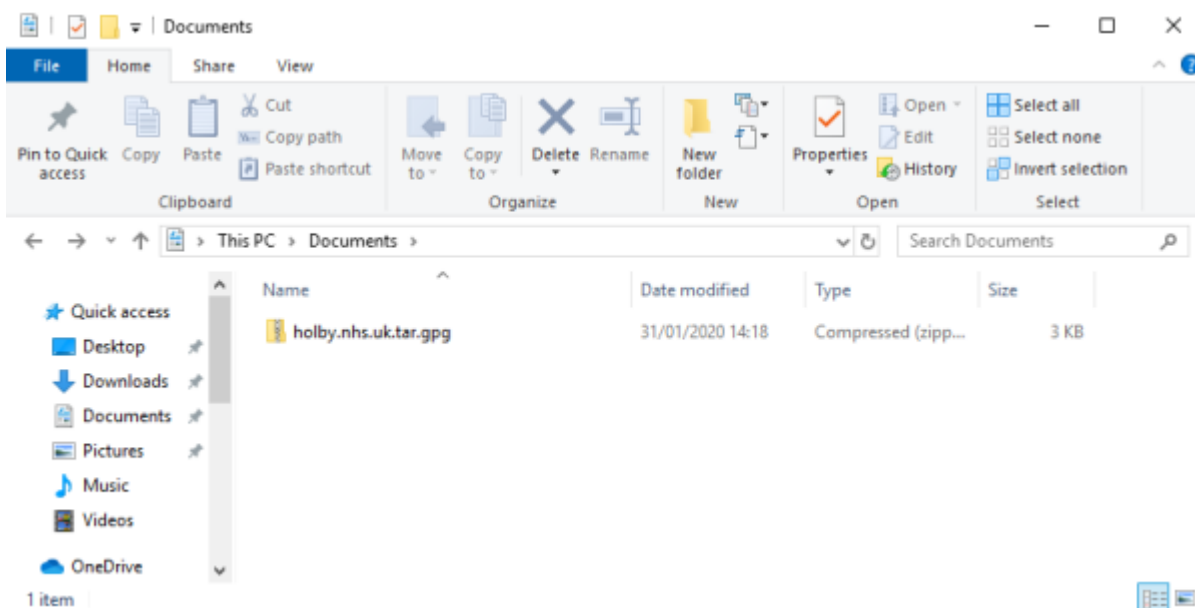
If you've been sent a file containing the RADIUS server information then you'll need to uncompress, decrypt and untar the file to access the contents (a number of files equal to the number of your RADIUS servers):

## Windows

- Install GnuGPG from <https://scand.com/products/wingpg/> for your version of Windows.
- Ensure that 'gpg' is selected as an associated extension during the install.

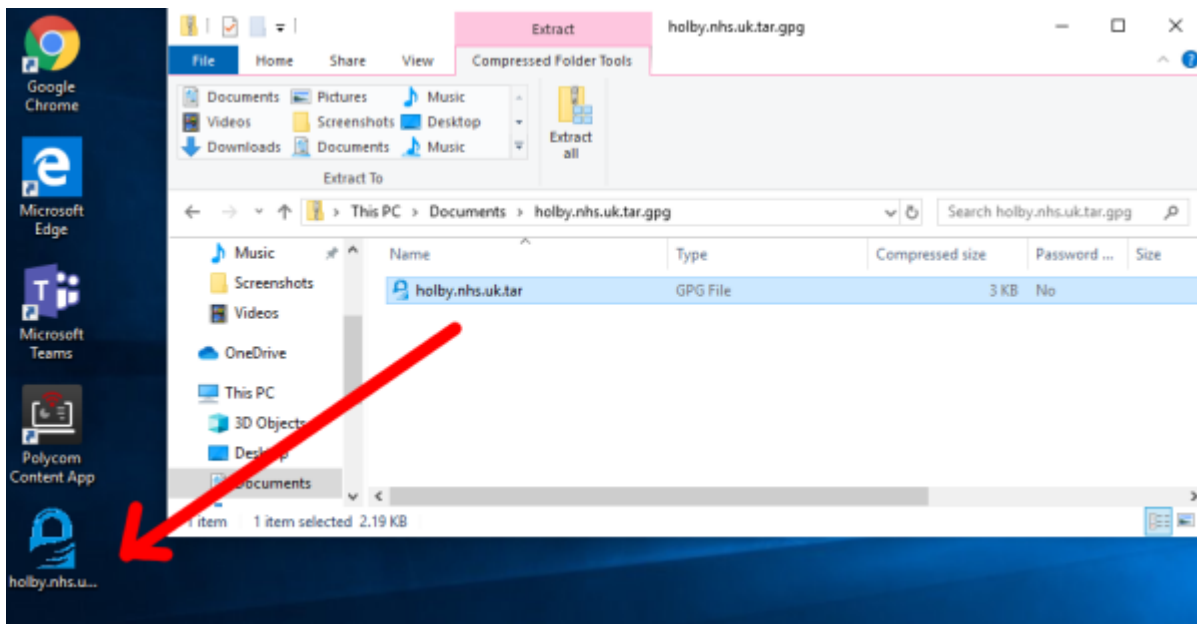


- Locate the downloaded .tar.gpg file

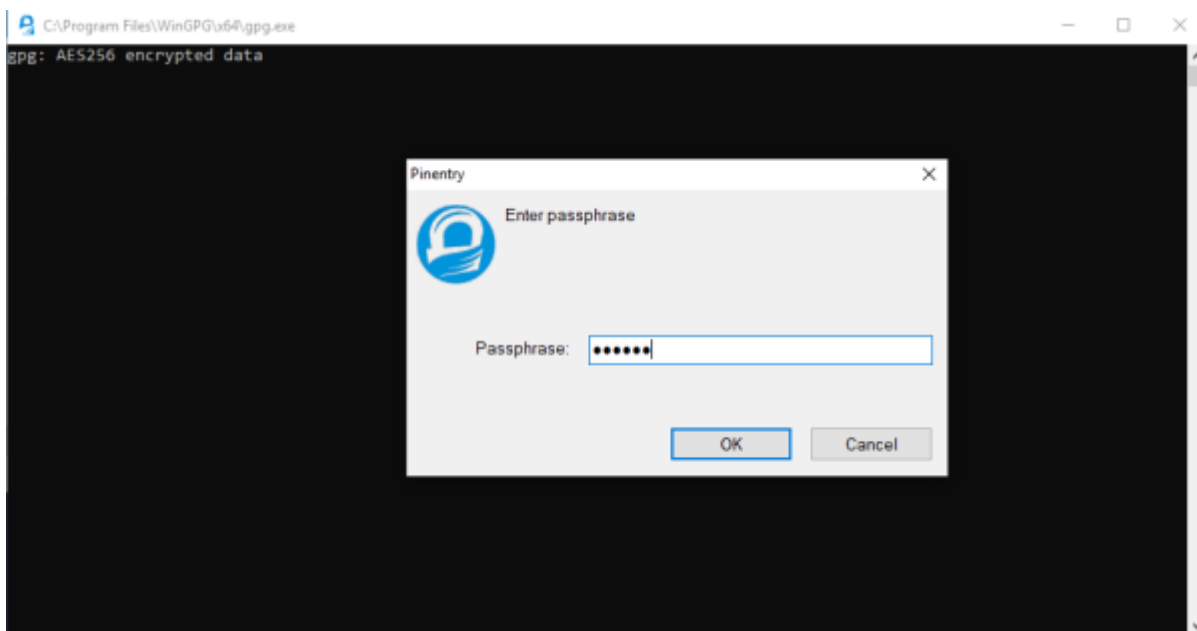


- Double click on it and then drag the resulting file (the icon should change to a padlock) to your

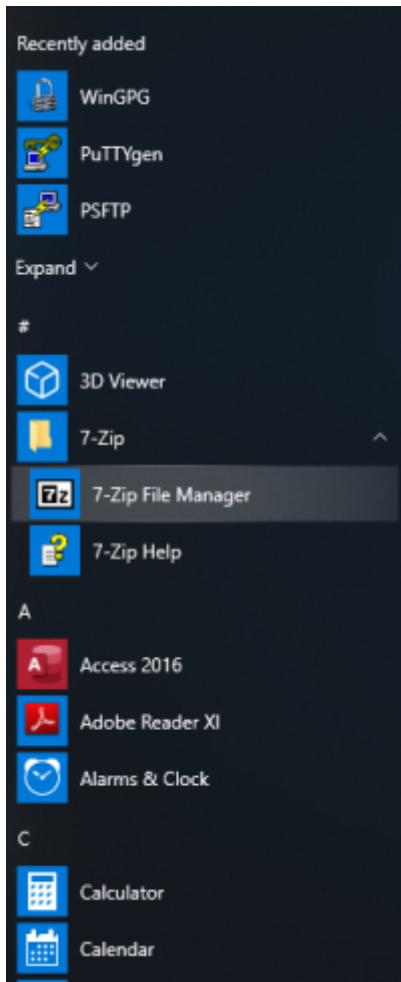
## Desktop



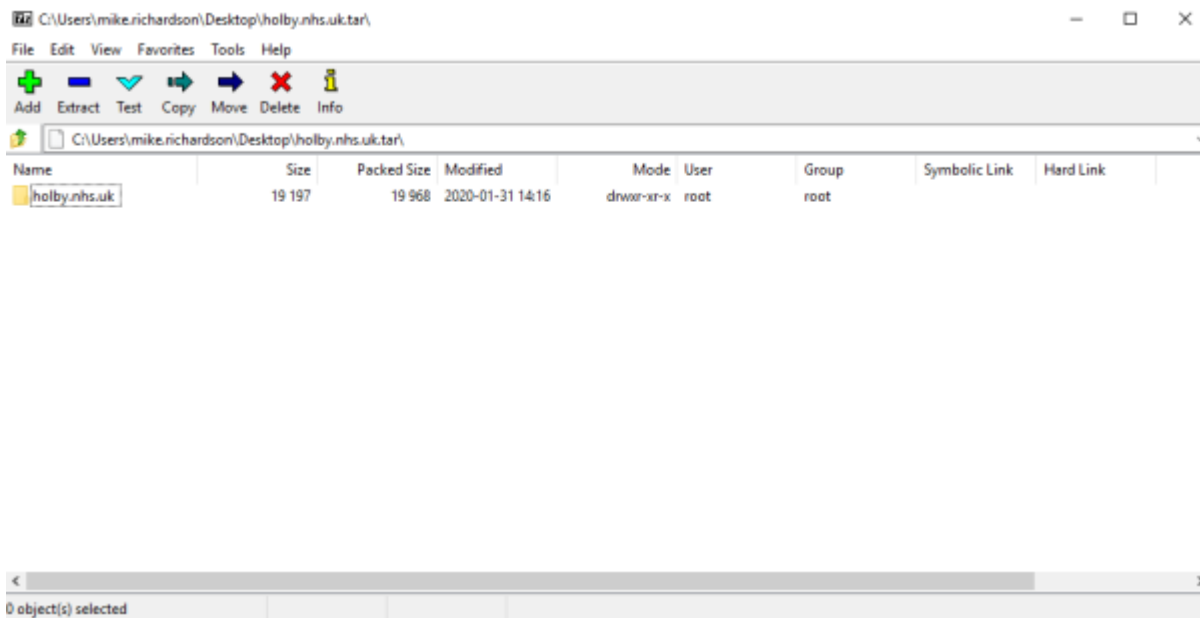
- Double click on the file and you'll be prompted for the passphrase. Enter the one provided. A new file should appear on the Desktop



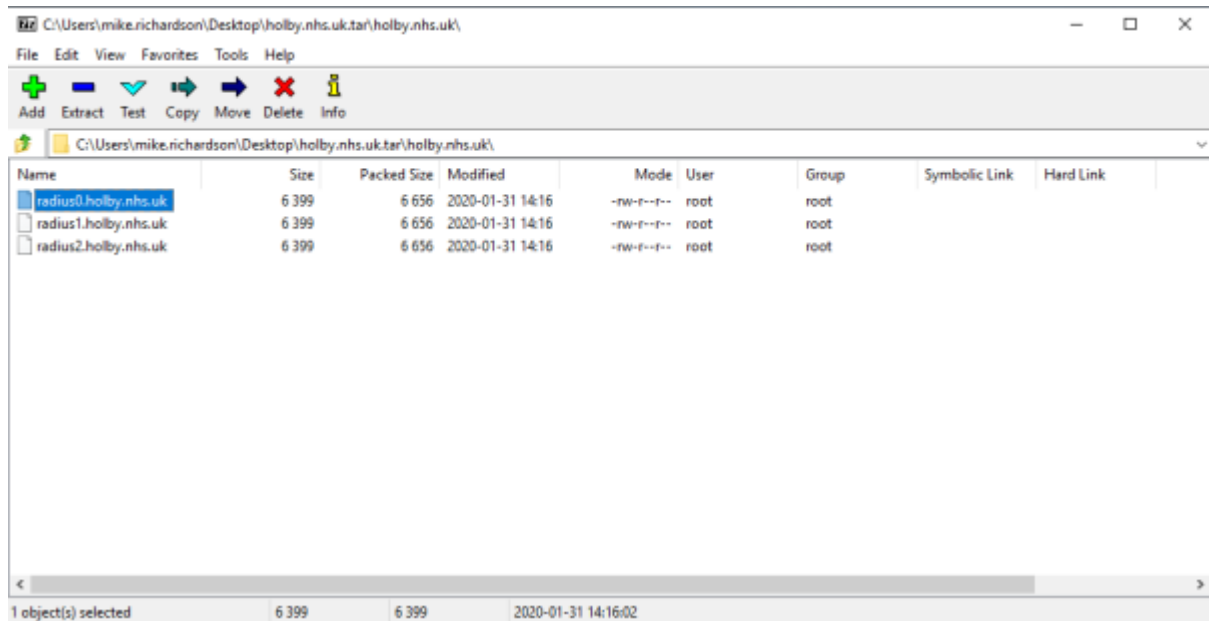
- Locate 7-Zip File Manager and open it



- In 7-Zip locate the file on the desktop and double click on it



- Double click on the directory to see the list of file and then they can be opened or dragged elsewhere.



## MAC OS

- Download and install GPG Suite from <https://gpgtools.org/index.html>. There's no need generate keys though. Just stop at that point.
- Open a Finder Window and find the provided .tar.gpg.zip file.
- Double click on it to unzip it. A .tar.gpg file is generated.
- Double click on the .tar.gpg file and you should be prompted for a password. Enter the supplied password. A .tar file should generated.
- Double click on the .tar file and a directory should be generated.
- Double click on the directory to show the files.

Today	Date Modified	Size	Kind
holby.nhs.uk	Today at 14:16	--	Folder
holby.nhs.uk.tar	Today at 15:09	31 KB	tar archive
holby.nhs.uk.tar.gpg	Today at 14:16	2 KB	GnuPG...ted
holby.nhs.uk.tar.gpg.zip	Today at 15:02	2 KB	ZIP archive

## Linux

```
unzip <filename.tar.gpg.zip>  
gpg <filename.tar.gpg> (prompts for password)  
tar xvf <filename.tar>
```

For example:

```
doctor@jadzia/tmp What? unzip holby.nhs.uk.tar.gpg.zip  
Archive: holby.nhs.uk.tar.gpg.zip  
extracting: holby.nhs.uk.tar.gpg
```

```
doctor@jadzia/tmp What? gpg holby.nhs.uk.tar.gpg
gpg: AES256 encrypted data
gpg: encrypted with 1 passphrase
```

```
doctor@jadzia/tmp What? tar xvf holby.nhs.uk.tar
holby.nhs.uk/
holby.nhs.uk/radius1.holby.nhs.uk
holby.nhs.uk/radius0.holby.nhs.uk
holby.nhs.uk/radius2.holby.nhs.uk
```

From:  
<https://wiki.govroam.uk/> - **Govroam**

Permanent link:  
[https://wiki.govroam.uk/doku.php?id=public:unpacking\\_.tar.gpg.zip\\_file&rev=1580484029](https://wiki.govroam.uk/doku.php?id=public:unpacking_.tar.gpg.zip_file&rev=1580484029)

Last update: **2020/01/31 15:20**

